

# A Massive Commercial Kitchen Solution



Equipment Supplier For:  
Hotels, Restaurant,  
Institutional Catering,  
Outdoor Catering,  
Bars & Pubs, Coffee Shops,  
Ice Cream & Beverage,  
Food Retail Shop, Bakery,  
Food Preservation,  
Research and Medical...

 **Massive Mart**  
Professional Kitchen Equipment Supplier  
[www.massivesmart.com](http://www.massivesmart.com)

## ABOUT US

# Your local business Solution For Professional Kitchen Equipment



Massive Mart is a young and dynamic company founded in 2020. Thanks to the fourteen years experience of its shareholders in the field of professional food service equipments for hotels, restaurants, bars & pubs, coffee shops, ice cream & beverage, food retail, display and food preservation segments. Today, thanks to the know-how of our qualified staff we operate across India and we are able to offer high quality and cutting-edge solutions. The Massive Mart Quality System has been representing for many years a guarantee to the client. In addition, we develop solutions able to ensure reliability of the product with passing of time and to guarantee long-term satisfaction. At the heart of our business philosophy is our willingness to listen, so in a very real way we owe all our success to you, our customer. We are proud to have earned the loyalty of customers of all sizes and in all segments of the industry. From hotels to caterers, from restaurant chains to educational facilities, we understand the food service business and we supply our products with the end user foremost in mind. Our goal is to provide our customers the best possible value on products that are durable, save labour and increase food quality and safety, so you can offer your guests a superior experience while enhancing profitability.

### CODE OF CONDUCT

The Massive Mart Code of Conduct is intended to be a guideline to all its employees in upholding the high standards of corporate and personal behavior on which the company's reputation and respectability have been built since its inception.

### OUR VISION

**“BE THE PREFERRED  
ORGANISATION FOR  
ALL OUR  
STAKEHOLDERS”**



## VALUES PROPOSITION

- > Contemporary products with validated quality
- > A comprehensive product offering
- > Nation-wide service backbone with spares support
- > Professional management & advisory services
- > Care for environment, safety, ergonomony & energy efficiency

## VALUES

### COMMITMENT TO INNOVATION & QUALITY

We are passionate about bringing innovative, world class products & solutions to our customers who strive to raise the bar in their own business



## RESPECT FOR PEOPLE

We believe that our employees, channel partners, vendors and each person with whom we work are our true partners. We nurture talent. The youthful enthusiasm and energy with which we approach each new experience drives us and our clients forward.



## CUSTOMER SATISFACTION

We are relentless about delivering a pleasant experience to our customers. We enable them to focus on and execute their highest business priorities. Our success comes only with their success.

## PROFITABLE GROWTH

We consider profitable growth as the backbone of our organization, it allows us to fulfill our mission and vision. Each milestone we reach is the starting point for a new challenge.





Today Sirman is a leader in the industry thanks to the most comprehensive range of food processing machines, designed with a perfect combination of technology and dependability, innovations and solutions to meet and exceed the demands of restaurants, bars, pizzerias, butcheries, supermarkets, laboratories, collectivities..



**BONE SAW**



**BOWL CUTTER**



**SALAMANDER**



**MEAT GRINDERS**



**PIZZA OVENS**



**ICE CRUSHER**



**FRYERS**



**SLICER**



**VEGETABLE CUTTER**



**DRINK MIXERS**



**HORIZONTAL CUTTER**



**INDUCTION HOBS**



**CREPES**



**CITRUS JUICER**



**POTATO PEELER**



**SANDWICH GRILLS**



**SLOW JUICER**



**HAND HELD MIXERS**



## FOOD PREPARATION EQUIPMENTS

Robot Coupe U.S.A. was founded by Jackson residents Rollins Brown, Bill Gilmore and Dan Bounds. After seeing the Robot Coupe food processor in action at LeRuth's Restaurant in New Orleans, the three partners in conjunction with Robot Coupe France established a new company, Robot Coupe U.S.A., to market this amazing new product to the American market.



FOOD PROCESSOR



AUTOMATIC JUICERS



VEGETABLE PREPARATION  
MACHINE



BLIXER



POWER MIXERS



Winterhalter-Dishwasher range is ideal for high volume catering & hospitality diswashing. Perfect for the busy commercial kitchenware washing area.


## GLASS AND DISHWASHERS



WINTERHALTER C50



WINTERHALTER D500



WINTERHALTER  
MT SERIES



WINTERHALTER P50



WINTERHALTER STR



WINTERHALTER U50



## BAKERY EQUIPMENTS

BERJAYA based on professional know-how with R&D, manufacture technique and satisfactory service attitude, to offer excellent bakery equipment, to contribute the bakery customers. Innovate to develop new product, enhance production technique, improve product quality for providing more satisfactory product customers.



BAKERY MIXER



GAS DECK OVEN



ELECTRIC DECK OVEN







Original Mediterranean soul for all our espresso machines. From premium level and barista-focused solutions, to reliable and highly efficient models.



**NEW ELEGANCE  
CONTROL 2GR BLACK**



**NEW ELEGANCE MINI  
CONTROL 1 GR WITH  
GRINDER BLACK**



**NEW ELEGANCE MINI  
CONTROL 1GR BLACK**



**EXPOBAR MONROC**



**OFFICE CONTROL**



**MARFIL GRINDER**



Quality System has been representing for many years a guarantee to the clients. In addition, we develop solutions able to ensure reliability of the product with passing of time.



**THE QUIET ONE**



**T&G 2 BLENDING  
STATION**



**BARBOSS ADVANCE**



**DRINK MACHINE  
ADVANCE**



**MIX'N MACHINE  
ADVANCE**



**VITA-PREP 3**



**DRINK MACHINE  
TWO-SPEED**



**RINSE O MATIC**





Santos, created in 1954 by André Fouquet, manufactures commercial electrical equipment dedicated to bars, restaurants, juice bars, coffee shops... and offers three different product lines : Fresh Drinks, Food Preparation, Coffee.



**AUTOMATIC CIRTUS JUICER**



**BAR BLENDER**



**BRUSHLESS BLENDER**



**CENTRIFUGAL JUICER**



**CIRTUS JUICER**



**CLASSIC CIRTUS JUICER**



**COLD PRESS JUICER**



**DRINK MIXER**



**LEVER JUICER EVOLUTION**



**NEW GENERATION CENTRIFUGAL JUICE EXTRACTOR**



**PROFESSIONAL JUICE EXTRACTOR**



**VEGETABLE SLICER**



**ICE CRUSHERS**



**ICE CRUSHERS-2**







Manitowoc Ice is America's #1 selling brand of ice machines for a reason — energy efficiency, reliability, and a service and support network that is second to none. Easy to clean, filtration and advanced sanitation systems keep machines clean, saving time and money.



ES60A-251Z



ES90A-251Z



ES0132A-251Z



ES0172A-251Z



ES0212A-251



ES0212A-251Z



ES0272A-251Z



ES0462A-251  
ES0463W-251



ES0662A-251  
ES0663W-251



ES1062A-251  
ES1063W-251



Manitowoc - Designed for operators who know that ice is critical to their business. Manitowoc Ice cuber ice machines deliver clear cubed ice with maximum cooling efficiency. Highly reliable flaker ice machines that deliver small, soft pieces of ice—ideal for presentation applications in retail and other operations.\*



SOTTO UG 30



SOTTO UG 40



SOTTO UG 50



SOTTO UG 80



NEO 240



NEO-140-190



M SERIES 500



M SERIES 700



M SERIES 1000



CUBERS



FLAKERS







Electrolux



## REFRIGERATION AND COMPLETE KITCHEN EQUIPMENT



reddot award 2014







RELIABILITY BUILT IN™

T & S provide our customers the best possible value on products that are durable, save labor and increase food quality and safety, so you can offer your guests a superior experience while enhancing profitability.

### B-0113-B DECK MOUNT

EasyInstall Pre-Rinse Unit: Single Hole Deck Mount Mixing Faucet, Quarter-Turn Eterna Cartridges w/ Spring Checks, Lever Handles, 44" Flexible Stainless Steel Hose, 1.42 GPM Spray Valve, 6" Wall Bracket & Flexible Stainless Steel Supply Hoses



### EX-1DP12-H DECK MOUNT

Pre-Rinse Unit: Single Lever Deck Mount Faucet, Add-On Faucet, 12" Swing Nozzle w/ Full Flow Aerator, 18" Riser, 44" Flexible Stainless Steel Hose, High Flow Spray Valve, 6" Wall Bracket & 18" Flexible Supply Hoses w/ Check Valves



### EX-6WP12-H WALL MOUNT

Pre-Rinse Unit: Single Lever Wall Mount Base Faucet, Add-On Faucet, 12" Swing Nozzle w/ Full Flow Aerator, 18" Riser, 44" Flexible Stainless Steel Hose, High Flow Spray Valve & 6" Wall Bracket



### 5PR-8W00 WALL MOUNT

Pre-Rinse Unit: 8" Wall Mount Mixing Faucet, Ceramic Cartridges, Lever Handles, 44" Flexible Stainless Steel Hose, 1.42 GPM Spray Valve, In-Line Check Valves, 6" Wall Bracket, & 1/2" NPT Female Inlets



### EX-1DP00-H DECK MOUNT

Pre-Rinse Unit: Single Lever Deck Mount Faucet, 24" Riser, 44" Flexible Stainless Steel Hose, High Flow Spray Valve, 6" Wall Bracket & 18" Flexible Supply Hoses w/ Check Valves



### 5HR-232-01 HOSE REEL

Black Powder Coated Steel, Open Hose Reel w/ Ø3/8" x 35' Hose & High Flow Spray Valve

- Pressure: 20 - 125 psi (1.38 bar - 8.62 bar)
- Temperature: 40 F - 140 F (4.44°C - 60°C)
- 2.53 GPM @ 60 psi (9.58 L/min @ 4.14 bar)
- List Price: \$ 817.50



### 5HR-242-01 HOSE REEL

Black Powder Coated Steel, Open Hose Re w/ Ø3/8" x 50' Hose & High Flow Spray Val

- Pressure: 20 - 125 psi (1.38 bar - 8.62 bar)
- Temperature: 40 F - 140 F (4.44°C - 60°C)
- 2.27 GPM @ 60 psi (8.59 L/min @ 4.14 bar)
- List Price: \$ 673.50



# TAYLOR – SINCE 1926



SOFT SERVE



SHAKES



SMOOTHIES



FROZEN BEVERAGE



COCKTAILS



BATCH DESSERT

## C 152 - Soft Serve Freezer, Single Flavor



Offer all the popular soft serve variations from low or non-fat ice creams to custards, yogurt and sorbet

### Freezing Cylinder

One, 1.4 litre

### Mix Hopper

One, 7.6 litre. Separate hopper refrigeration (SHR) maintains mix below 5°C in Auto and Standby modes.

### FEATURES (C 152 & C 161)

#### Indicator Lights

The Mix Low light alerts the operator to add mix. An audible alarm may be enabled to sound when mix is low.

#### Electronic Controls

Finished product quality is monitored by Softech™ controls that measure viscosity.

#### Standby

During long no-use periods, the standby feature maintains safe product temperatures in the mix hopper and freezing cylinder.

## C 161 - Soft Serve Freezer, Compact Twin Twist



Offer all the popular soft serve variations from low or non-fat ice creams to custard, yogurt and sorbet. Serve two separate soft serve flavours, or an equal combination of both in a twist.

### Freezing Cylinder

Two, 1.4 litre

### Mix Hopper

Two, 7.6 litre. Separate hopper refrigeration (SHR) maintains mix below 5°C in Auto and Standby modes.

#### Door Interlock System

Protects the operator from injury as the beater will not operate without the dispensing door in place

#### Air Filter

Easily removable, cleanable air filter helps keep condenser clean for optimal refrigeration system performance.

## 104 - Batch Ice Cream Freezer



Serve homemade, low or medium overrun ice cream, gelato, sorbet or Italian ice. Fruits, candies and nuts can be folded in as product is being drawn into your container. Product may be ejected at temperatures low enough for serving, depending on mix formulation, flavourings and overrun desired. Convenient funnel provided.

### Freezing Cylinder

One, 2.9 litre. Pre-charge of liquid mix determines overrun.

### FEATURES

#### Automatic Timer Control

Finished product quality is automatically controlled by setting the time required for the recipe. A buzzer will sound to remind the operator to eject the finished product.

#### Funnel

Liquid mix and flavourings are poured into the top, using the convenient funnel provided.

## 430 - Frozen Beverage Freezer, Single Flavor



Vary your menu by offering shakes & smoothies or frozen cocktails, fruit juices, coffees, cappuccino and tea slush beverages, all served at the desired thickness

### Freezing Cylinder

One, 3.8 litre.

### Mix Hopper

One, 13.2 litre. Refrigerated to maintain mix below 5°C. Approved for dairy and non-dairy products.

### FEATURES

#### Indicator Lights

Add Mix light alerts the operator to add mix. When the Mix Out light flashes, the unit automatically shuts down to prevent damage.

#### Automatic Consistency Control

A specially designed viscosity control automatically maintains superior product quality. An adjustable control allows the operator to serve a wide variety of frozen beverages at the desired thickness.

## Technical Specification

Model	Type	Production capacity cups/cones*/ hour	Type of Feed	Mix hopper capacity (ltrs)	Freezing cylinder capacity (ltrs)	Dimension (WxDxH) in mm	Power	Power consumption
C 152	Soft Serve Freezer	102	Gravity	7.6	1.4	440 x 746 x 673	7.8 Amp	3000+400 BTU/Hr
C 161	Soft Serve Freezer	184	Gravity	7.6X2	1.9X2	562 x 638 x 738	12 Amp	3500+400 BTU/Hr
104	Batch Ice Cream Freezer	12-18 mints/batch	Gravity	-	2.9	418 x 681 x 542	12 Amp	2500 BTU/Hr
430	Frozen Beverage Freezer	128/262 gm	Gravity	13.2	3.8	408 x 701 x 700	7.6 Amp	4000 BTU/Hr







Lincoln designs, manufactures, and markets commercial and institutional foodservice cooking equipment. Impinger® ovens cook most foods approximately two times faster than standard convection ovens and two to four times faster than conventional deck ovens. Lincoln manufactures a family of Impinger® ovens with various capacities and space requirements.



LINCOLN 1100



LINCOLN 1400



LINCOLN 2500



MENUMASTER is, together with AMANA COMMERCIAL, a brand of ACP Inc in Cedar Rapids, Iowa. It is a world leader in commercial microwave ovens. It belongs to the international ALI group of companies specialized in the catering and food production industry.



MENUMASTER RCS 511TS



MENUMASTER RMS510TS



Despite the countless restaurants in our industry, no two are alike – from fast-causal to fine dining, each enterprise has its own set of particular needs and challenges. No matter what kind of enterprise you oversee, there's one essential ingredient necessary to every recipe for success: an ongoing profit.



D50G DECATHLON GAS FRYER



Mj35 GAS FRYERS





## STELLA® Induction Cookers

We are passionate about bringing innovative, world class products & solutions to our customers who strive to raise the bar in their own business. We are relentless about delivering a pleasant experience to our customers. We enable them to focus on and execute their highest business priorities. Our success comes only with their success.

### TS 678

- No more flaming, no more pollution, Create an enjoyable inner environment. Enhance the durability of the inner environment by excluding the smoke and hazardous gas.
- With both cable control and build-in panel control is equipped for easy operation.
- 7 Power ranges for adjustment. Customize your food service facility and revolutionize commercial induction equipment available. ideal for demonstration cooking, suite service, catering and buffets.
- Thermal efficiency of more than 90%.
- Automatic cookware material suitability check and overhead alarm protection.
- Digital frequency conversional micro-computer system to protect the IGBT.
- High quality IGBT made in Siemens.



#### Specification

Adjustable Power	320W - 2200W
Voltage	220 V - 50 Hz
Dimensions (mm)	340x340x75
Net Weight	5.2 kgs
Placket size (mm)	318x318 mm

### TS 3501

Type	TABLE TOP COMMERCIAL
Model Number/Name	TS-3501
Usage/Application	Commercial cooking
Color	Black
Features	Digital



#### Specification

Rated Power	3500w
Voltage	3.5 kW
Dimensions (mm)	410x380x95 mm
Type	Table Top

### TS-26C02

- Ceramic Glass
- Germany IGBT
- Touch control
- Multi files firepower
- 480 minutes timer
- LED digital display
- Benchtop / Flush bonading



#### Specification

Rated Power	2600W
Voltage	220 V - 50 Hz
Overall Size (LWH)	302x374x80 mm
Embedded Size	280x355 mm

### TC-34C01



#### Specification

Rated Power	3400W (L2000W+R2600W)
Voltage	220 V - 50 Hz
Overall Size (LWH)	735x435x80 mm
Embedded Size	680x400 mm





Merrychef offer unmatched customer satisfaction with installation and start-up programs. Backed by a worldwide network of dedicated technicians.



EIKON E1S



EIKON E2S



EIKON E3



EIKON E4



Hatco offered the industry the first conveyor toaster, Toast King®, to meet the needs of high-volume bread and bun toasting. Hatco also took food holding to another dimension with Glo-Ray® aluminum housings up to 144" (3568 mm) in length with special reflectors that direct heat to the outer edges of holding areas, extending food holding times.\*



DECORATIVE HEAT LAMP & DISPLAY LIGHT



TOASTER



**BRAVILOR  
BONAMAT**





High efficiency and energy saving. As people gradually takes a more severe attitude towards food hygiene, "Design and manufacturing of high quality preparation equipment" has become our priority in work and will also be our aim when green environment protection becomes the mainstream consumption tendency of modern society.

## BAKERY EQUIPMENTS

### DECK OVEN ELECTRIC/GAS

Model	Capacity	Dimension	Chamber Size	Power	Voltage
HGB-20D / PL-2	1 Deck / 2 Tray	1220 x 815 x 575	860 x 650 x 230	6.6 Kw	220 V
HGB-40D / PL-4	2 Deck / 4 Tray	1220 x 815 x 1090	860 x 650 x 230	13.2 Kw	380 V
HGB-60D / PL-6	3 Deck / 6 Tray	1220 x 820 x 1530	860 x 640 x 230	19.8 Kw	380 V
HGB-20Q / QL-2	1 Deck / 2 Tray	1330 x 890 x 645	860 x 650 x 230	100 W	10.76 Kg/Hour
HGB-40Q / QL-4	2 Deck / 4 Tray	1330 x 890 x 1415	860 x 650 x 230	200 W	1.52 Kg/Hour
HGB-60Q / QL-6	3 Deck / 6 Tray	1330 x 890 x 1705	860 x 650 x 230	300 W	2.28 Kg/Hour



### PLANETARY MIXER

Model	Capacity (L)	Speed	Power	Dimension (mm)
WG-5L	10 L	-	0.3 Kw	370x230x410
WG-7L	20 L	-	0.35 Kw	410x250x425
WG-B10	10 L	110/360 r/min	0.45 Kw	450x366x606
WG-B20	20 L	105/180/408 r/min	0.75 Kw	520x420x780
WG-B30	30 L	105/180/408 r/min	1.3 Kw	545x440x882
WG-B40	40 L	80/160/310 r/min	1.5 Kw	620x630x1011
WG-B50	50 L	74 /150/288 r/min	1.8 Kw	690x622x1200
WG-B60	60 L	74 /150/288 r/min	2 Kw	724x652x1300
WG-B80	80 L	75 /111/147/220 r/min	3 Kw / 4 Kw	1205x740x1620
WG-B100	100 L	75 /111/147/220 r/min	3 Kw / 4 Kw	1205x740x1820



### SPIRAL MIXER

Model	Bowl Capacity	Flour Capacity	Hook Speed	Bowl Speed Power	Power	Dimension (mm)
WG-20L	21L	8 Kg	150 / 200r/min	12 / 20 r/min	1.5 Kw	730x390x900
WG-30L	35L	12.5 Kg	150 / 200r / min	12 / 20 r/min	1.5 Kw	750x435x900
WG-40L	40L	16 Kg	150 / 200r / min	12 / 20 r/min	3 Kw	840x480x1000
WG-50L	54L	20 Kg	150 / 200r / min	12 / 20 r/min	3 Kw	880x520x1000
WG-60L	64L	25 Kg	150 / 200r / min	12 / 20 r/min	3 Kw	880x520x1000
WG-50KG	130L	50 Kg	100 / 200r / min	12 r/min	6 Kw	1160x730x1380
WG-75 KG	200L	75 Kg	100 / 200r / min	12 r/min	8.6 Kw	1330x840x1560
WG-100KG	260L	100 Kg	100 / 200r / min	12 r/min	9 Kw	1330x840x1560



### DOUGH SHEETER

Model	Conveyor Belt Size	Type	Power	Max. Dough	Dimension (mm)
WG-400T	400 x 1600 mm	Table Top	0.4 Kw	4 Kg	780 x 1690 x 590
WG-450B	430 x 1700 mm	Table Top	0.56 Kw	4 Kg	820 x 1770 x 620
WG-520B	500 x 2000 mm	Table Top	0.56 Kw	5 Kg	820 x 2080 x 620
WG-400	400 x 1600 mm	Standing	0.4 Kw	4 Kg	760 x 2000 x 1040
WG-520	500 x 2000 mm	Standing	0.56 Kw	5 Kg	880 x 2550 x 1180
WG-650	630 x 2400 mm	Standing	0.75 Kw	6.5 Kg	1100 x 2950 x 1180

### BREAD SLICER

Model	WG-Q31
Thickness Pc	12 mm
Dimension (mm)	650x660x760
Blade Length	380 mm
Power	0.25 Kw
Voltage	220 V



### ELECTRIC PROOFER

Model	WG-13C
Power (kw)	2.6 Kw
Dimension (mm)	500x700x1610
Volt	240V / 50 Hz
Tray	13







## KITCHEN EQUIPMENTS



**CRWON PIZA OVEN ELECTRIC / GAS**

Model	Capacity	Dimension (mm)	Chamber Size	Power	Type	Gas Consumption
HGD-101S	1 Deck / 1 Tray	945x605x485	640x455x180	3.2 Kw	Electric	-
HGD-202S	2 Deck / 2 Tray	945x605x815	640x455x180	6.4 Kw	Electric	-
HGQ-101S	1 Deck / 1 Tray	1050x700x550	670x470x190	100 W	Gas	0.58 Kg / Hour
HGQ-202S	2 Deck / 2 Tray	1050x700x970	670x470x190	200 W	Gas	1.16Kg / Hour

**PIZZA OVEN**

Model	Power	Dimension (mm)	Volt	Stone Dimension	Weight	Temp.
HEP-IST	2 Kw	560x570x280	220V-240V/50-60 Hz	400x400	24 Kg	0~350°C
HEP-2ST	3 Kw	560x570x440	220V	400x400	33 Kg	0~350°C



**ELECTRIC PIZZA CONVEYOR OVEN**

Model	Power	W/Station Dimension (mm)	Volt	Dimension
HEP-12	6.7 kw	350x1000	220-240V	1100x570x360
HEP-18	10.3 Kw	500x1450	380V	1560x750x360
HEP-32	25.5 Kw	850x1800	380V	2500x1060x450



**ELECTRIC TABLE TOP FRYER (SINGLE)**

Model	Capacity	Power	Volts	Dimension (mm)
HEF-4L	4L	2 Kw	220-240V	265x385x 320
HEF-6L	6L	2.5 Kw	220-240V	310x410x 290
HEF-8L	8L	2.8 Kw	220-240V	310x410x340
HEF-11L	11L	3.2 Kw	220-240V	370x440x340

**CONVECTION OVEN**

Model	HEB-4F
Power (kw)	2.6
Dimension (mm)	595x600x580
Trays	4
Temperature	50-300° C
Weight (kg)	39 Kg



**ELECTRIC TABLE TOP FRYER (DOUBLE)**

Model	Capacity	Power	Volts	Dimension (mm)
HEF-4L-2	4 Ltr + 4 Ltr	2 + 2 Kw	220-240V	490x385x320
HEF-6L-2	6 Ltr + 6 Ltr	2.5 + 2.5 Kw	220-240V	590x385x320
HEF-8L-2	8 Ltr + 8 Ltr	2.8 + 2.8 Kw	220-240V	592x410x340
HEF-11L-2	11 Ltr + 11 Ltr	3.2 + 3.2 Kw	220-240V	725x440x345



#### I-TANK 2-BASKET GAS / ELECTRIC FRYER

Model	Power	Dimension (mm)	Capacity	Volts	Temperature Control	Type
HGF-778	12KW	400x700x1100	25L	-	50-190°C	Gas
HEF-26	10KW	420x830x1080	30L	380V	50-190°C	Electric



#### ELECTRIC SANDWICH GRILLER

Model	Power	Type	Volt	Dimension (mm)
HEG-811	1.8 Kw	Single	220V-240V	305x400x210
HEG-811E	2.2 Kw	Jumbo	220V-240V	425x400x210
HEG-813	1.8 + 1.8 Kw	Double	220V-240V	580x400x210



#### ELECTRIC TABLE TOP GRIDDLE (SINGLE)

Model	Power	Dimension (mm)	Weight	Capacity	Volts
HEG-822	4.4 Kw	730x470x240	32 Kg	50-300°C	220-240V/50-60Hz
HEG-836	12 Kw	915x620x360	100 Kg	50-300°C	220-240V/50-60Hz



#### ELECTRIC GRIDDLE ALL FLAT

Model	HEG-818
Power (kw)	3KW
Dimension (mm)	550x430x240
Volts	220V-240V/50-60Hz
Temperature Control	50-300°C



#### ELECTRIC/GAS SHAWARMA MACHINE

Model	Power	Dimension (mm)	Weight	Volts	Type
HGS-R4	14.8 Kw	530x630x1050	34 Kg	-	Gas
HES-E2	9.9 Kw	535x610x960	31 Kg	380V	Electric



#### SALAMANDER

Model	Power	Type	Volts	Dimension (mm)
HES-936	2KW	Hanging	220-240V	610x310x280
HES-937	4KW	Hanging	220-240V	790x450x490
HES-450	2.8KW	Lift	220-240V	450x510x530
HES-600	4KW	Lift	220-240V	600x520x530



#### ELECTRIC ROTISSERIES

Model	Power	Capacity	Volts	Dimension (mm)
HEJ-266	4.5KW	8-12 Chickens	220V-240V	810x630x610
HEJ-268	6KW	12-16 Chickens	380V	1010x630x880





#### POPUP TOASTER

Model	Power	Dimension (mm)	Slot Qty.	N. W.
HET-4	2.3 Kw	370x210x225	4 Pcs	4 Kg
HET-6	3.24 Kw	460x210x225	6 Pcs	5 Kg



#### CONVEYOR TOASTER

Model	Power	W/S Dimension (mm)	Volt	Dimension (mm)
HET-150	1.3 Kw	180x280	220V-240V	560x320x200
HET-300	2.2 Kw	260x280	220V-240V	560x385x200
HET-450	2.6 Kw	360x280	220V-240V	560x460x200



#### KABAB SLICER

Model	KS-100E
Power (kw)	80 W
Blade Dia (mm)	100
Volts	110-220V/50-60 Hz
Dimension (mm)	280x240x190



#### WAFFLE BAKER

Model	Power	Type	Volts	Dimension
HWB-1	1 Kw	Single	220-240v	250x350x260
HWB-2	2 Kw	Double	220-240v	500x350x260
HWB-1R	1.6 Kw	Single - Rotating	220-240v	300x380x250
HWB-2R	3.2 Kw	Double - Rotating	220-240v	630x350x250
HX-2208	1.75 Kw	Lolly	220-240v	410x305x240
HWB-1S	1.6 Kw	Square	220-240v	282x380x230
HWB-2S	3.2 Kw	Square	220-240v	570x380x230
HCB-1	1 Kw	Cone - Single	220-240v	282x380x230





#### HOT DOG GRILL

Model	Power	No. of Roller	Volts	Dimension (mm)
HHD-05	1KW	5 Roller	220-240V	560x255x190
HHD-07	1.4KW	7 Roller	220-240V	560x330x190
HHD-09	1.8KW	9 Roller	220-240V	560x410x190
HHD-11	2.2KW	11 Roller	220-240V	560x485x190



#### ICE CRUSHER

Model	Revolution	Volts	Dimension	Crusher Capacity	Power
HCC-6S	1450 R/M	220V/50Hz/1PH	425x200x305	65Kg/h	300 W

#### POP CORN MACHINE

Model	HP-6B
Power (kw)	1.44KW
Dimension (mm)	560x420x760
Volts	220V-240V/50-60Hz
Capacity	8 oz



#### PLATE WARMER

Model	Power	Volts	Dimension (mm)
HPW-1	0.4KW	220V-240V/50-60Hz	450x570x900
HPW-2	0.8KW	220V-240V/50-60Hz	450x950x900



#### CREPE MAKER

Model	Power	Volts	Dimension (mm)	Type
HCM-1	3KW	220-240V	450x470x230	Single
HCM-2	6KW	220-240V	860x470x230	Double



#### HOT FOOD DISPLAY COUNTER

Model	Power	Temp. Control	Volts	Dimension (mm)
HW-2P	0.8 KW	50-110°C	220-240V	660x480x630
HW-3P	1.2 KW	50-110°C	220-240V	950x480x630
HW-60-1	1.84 KW	50-110°C	220-240V	660x480x610
HW-60-5	1.84 KW	50-110°C	220-240V	900x480x610



#### HOT FOOD DISPLAY COUNTER

Model	Power	Temp. Control	Volts	Dimension (mm)
HW-6P-B	3 KW	50-110°C	220-240V	1200x760x860
HW-6P	3.8 KW	50-110°C	220-240V	1500x760x860
HW-6P-A	4.2 KW	50-110°C	220-240V	1800x760x860
HW-6P-C	5.2 KW	50-110°C	220-240V	2200x760x



#### STEAM WARM DISPLAY

Model	Power	Volt	Type	Dimension (mm)
HW-500H	1.2 Kw	220-240V	Manual	380x420x760
HW-500HA	1.2 Kw	380 V	Touch Screen	380x420x760
HW-600H	1.6 Kw	380V	Manual	480x540x840



#### SOUP KETTLE

Model	83010SP
Power	400W
Dimension	10L
Volts	220V/50Hz



#### ELECTRIC LAVA ROCK GRILL

Model	HEL-928
Power	5 Kw
Dimension	460 X 600 X 400
Volts	220-240V



#### CHOCOLATE STOVE ( MELTER )

Model	Power	Volt	No. of Pan	Dimension (mm)
HW-22	1 Kw	220-240V	2	220x530x180
HW-23	2 Kw	220-240V	3	230x640x180
HW-24	3 Kw	220-240V	4	370x480x180



#### SHORTENING FILTER CART LG-20

Model	HSC-20
Power (kw)	0.55KW
Dimension (mm)	450x330x350
Volts	220V-240V/50-60Hz
Weight (kg)	42Kg
Oil Filtering Capacity	5 Liters/min
Pump Flow	20 Liters/min



#### BLOATING MACHINE

Model	HML-900
Power (kw)	0.38KW
Dimension (mm)	910x480x1030
Volts	220V-240V/50-60Hz
Weight (kg)	59Kg



#### CANDY FLOSS

Model	Power	Volt	Dimension (mm)
HEC-01	0.93 Kw	220-240V	460x460x500
HEC-02	0.93 Kw	220-240V	730x730x500




#### DOUBLE LAYER WATER BOILER ( HEAT & WARM )

Model	Power	Weight	Volts	Dimension (cm)
WG-10	1.5 KW	3.20 Kg	220-240V	Ø14.5 X 44
WG-15	2 KW	3.50 Kg	220-240V	Ø14.5 X 49.5
WG-25	2 KW	4.23 Kg	220-240V	Ø31.5 X 49
WG-30	2 KW	4.70 Kg	220-240V	Ø31.5 X 54
WG-35	2 KW	5.10 Kg	220-240V	Ø31.5 X 62
WG-40	2.5 KW	5.60 Kg	220-240V	Ø31.5 X 67





# SOME OF OUR KEY CLIENTS







## OUR INTERNATIONAL BRANDS PARTNERS



**KitchenAid®**

**MULTIPLYX®**  
A Welbilt Brand

**arneg**

**Neumärker**

**Scotsman®**

**SINMAG**

**Tecnomac**

**Toastmaster**



**VESTFROST SOLUTIONS**  
MEDICAL REFRIGERATIONS



**Middleby Marshall**

**Celfrost**  
RETAIL REFRIGERATIONS

**Dean**

**LA CIMBALI**  
ITALIAN EXCELLENCE SINCE 1912  
COFFEE MACHINES

**ALTO-SHAAM**

**SPAR MIXER SPAR**

**zumex**  
LIFE ESSENCE



**Excalibur**  
AMERICA'S BEST DEHYDRATOR

**salva**

**nemco** FOOD EQUIPMENT



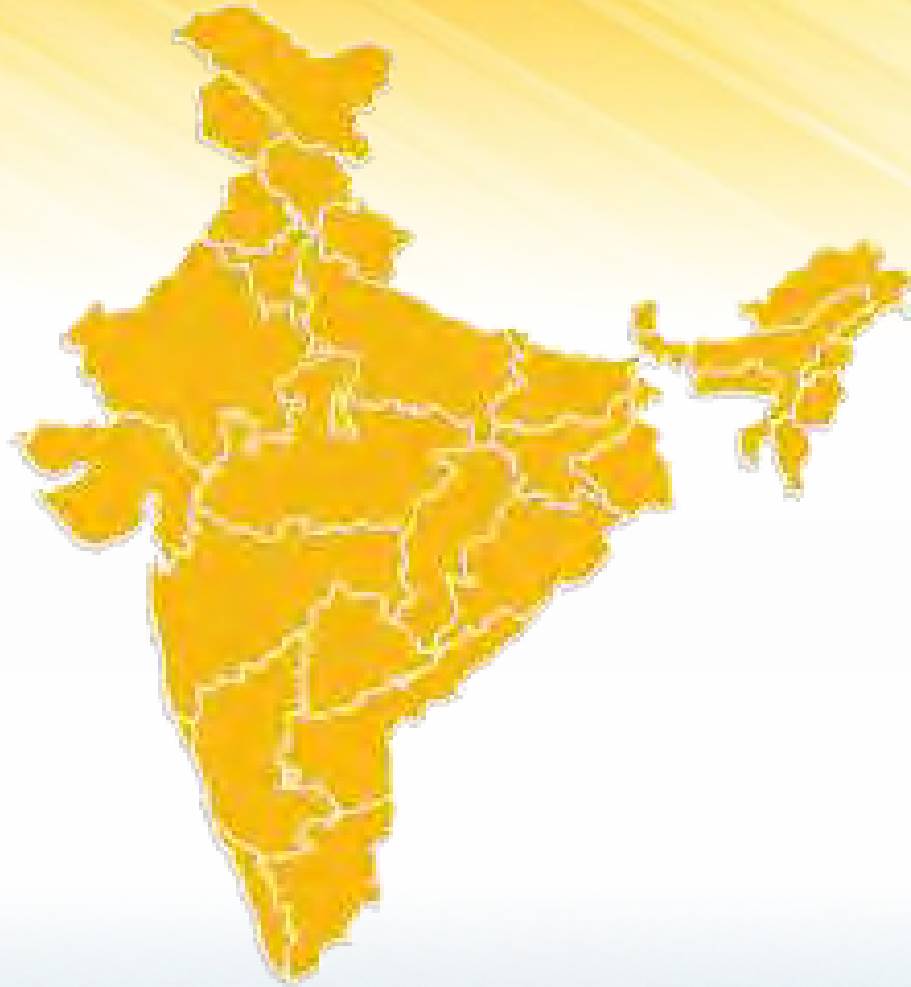
**dipo INDUCTION**

**Antunes**  
EXPECT SUCCESS

**ugolini®**

**dipo INDUCTION**





**Corporate Office**

**Massive Mart**

Plot No. 189 -190, Silver Park- II  
Balyakheda Road, Nr. DLF Garden City  
Bypass, Indore - 453771, Madhya Pradesh, India

Ph : +91-9873006620, 9873006020

mail : [info@massivesmart.com](mailto:info@massivesmart.com), [sales@massivesmart.com](mailto:sales@massivesmart.com)

**Our Branch : Delhi, Mumbai, Pune, Kolkata & Ahmedabad**